 <p>Agreement on the Conservation of Albatrosses and Petrels</p>	<p style="text-align: center;">Twelfth Meeting of the Advisory Committee <i>Virtual meeting, 31 August – 2 September 2021 (UTC+10)</i></p> <p style="text-align: center;">Draft Report on Progress with the Implementation of the Agreement 2018 - 2021 <i>Secretariat, AC Officials</i></p>
---	---

SUMMARY

This report has been compiled pursuant to Article X (j) and in fulfilment of Articles VII (1)(c) and IX (6)(d) of the Agreement. The information contained within Section 1 of this report has been obtained by the Secretariat from Parties pursuant to Article VII (1) (c) and Article VIII (10). Section 2 contains information provided by Parties to the Advisory Committee (AC) on an annual basis to assist it with its work. This document contains information that the Secretariat and AC Officials consider relevant to informing Parties on progress with implementing the Agreement. Section 3 identifies difficulties encountered in the implementation of the Agreement.

RECOMMENDATION

The Advisory Committee is requested to review the information contained in this document and agree on the components that would be of most use to MoP7 in determining progress with implementation of the Agreement.

BACKGROUND

The key objectives for reporting on the implementation of the Agreement are to:

- (1) provide information regarding the assessment of progress towards the objectives of the Agreement;
- (2) gather information on lessons learned, including successes and failures, in order to conduct albatross and petrel conservation in the most efficient and effective manner;
- (3) identify further research and conservation actions to be carried out; and
- (4) provide a resource of material on albatross and petrel conservation.

This report has been prepared in accordance with the revised process agreed to at MoP3, using the electronic reporting system developed in 2010-2011. The information provided by

Parties is detailed in full in Information Papers submitted to AC12 (**AC12 Inf 04 to AC12 Inf 09**). A summary of this information has been prepared by the Secretariat and is presented in Section 1 for the consideration of the Advisory Committee in addressing the above-mentioned objectives. The report also includes information provided by Parties and others to the Advisory Committee to enable it to meet its reporting requirements under item 5.1 of the Agreement’s Action Plan (Section 2). The report also identifies difficulties encountered in the implementation of the Agreement (Section 3).

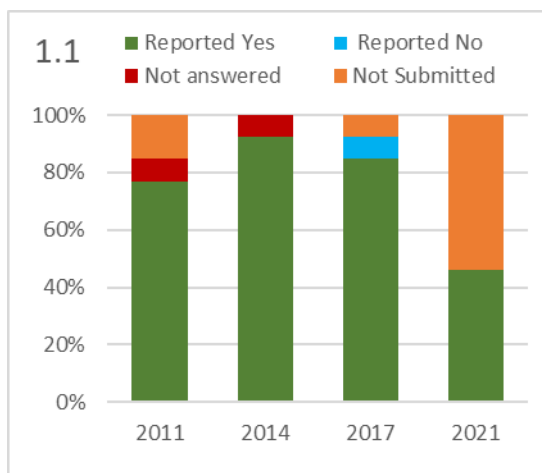
This draft report will provide the basis for the Advisory Committee’s report to MoP7 on progress made with implementation of the Agreement, as required under Article IX(6)(d).

1. SUMMARY OF REPORTS ON IMPLEMENTATION OF THE AGREEMENT

Implementation Reports were received from six Parties. The reports cover the period since the last round of implementation reporting closed in June 2017, to April 2021 when current reports were due. Not all respondents reported against every reporting item. A summary of the information received is provided in **Table 1**. As 2021 was the fourth reporting round using a consistent format, figures illustrating response trends over time are provided for each question. However, given the large number of reports that have not been submitted this year, any patterns associated with particular questions are difficult to interpret.

1.1. Overview of implementation of Agreement and Action Plan

1.1.1. *Has action been taken to implement the decisions of previous MoPs?*



This question now contains subsections addressing specific actions endorsed in the report of the preceding MoP or agreed to in a Resolution from that meeting.

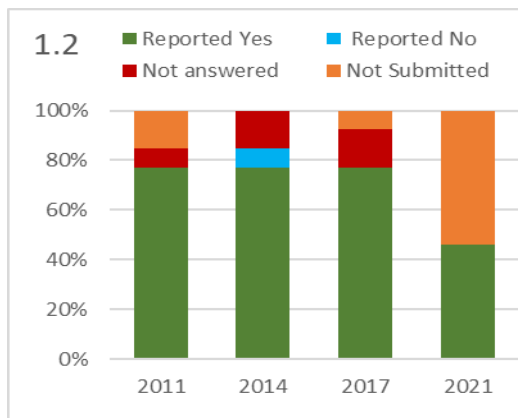
Table 1. Summary of actions undertaken by ACAP Parties in 2018 - 2021 in relation to implementation of the Agreement and Action Plan.

	Argentina	Australia	Brazil	Chile	Ecuador	France	New Zealand	Norway	Peru	South Africa	Spain	United Kingdom	Uruguay
1. Overview of implementation													
1.1 Has action been taken to implement the decisions of previous MoPs?	✓	✓	✓	-	-	-	✓	-	✓	-	-	✓	-
1.2 Is action for national implementation planned to occur in the next three years?	✓	✓	✓	-	-	-	✓	-	✓	-	-	✓	-
2. Species Conservation – Has the Party:													
2.1 provided any exemptions to prohibitions on the taking or harmful interference with albatrosses and petrels?	✗	✗	✗	-	-	-	✗	-	✗	-	-	✗	-
2.2 Has any use or trade in albatrosses or petrels occurred? e.g. for scientific purposes	✓	✗	✗	-	-	-	✓	-	✗	-	-	✗	-
2.3 implemented any new single or multi-species conservation strategies / Action Plans?	✗	✓	✓	-	-	-	✓	-	✗	-	-	✓	-
2.4 taken any emergency measures involving albatrosses or petrels?	✗	✗	✗	-	-	-	✗	-	✗	-	-	✗	-
2.5 conducted any re-establishment schemes?	✗	✗	✗	-	-	-	✓	-	✗	-	-	✗	-
2.6 introduced any new legal or policy instruments for species protection of albatrosses and petrels?	✗	✓	✓	-	-	-	✓	-	✓	-	-	✓	-
2.7 implemented any legal or policy instruments for environmental impact assessments?	✓	✗	✗	-	-	-	✗	-	✗	-	-	✗	-
2.8 Does the Party have any species it would like to submit for addition to Annex 1?	✗	✗	✗	-	-	-	✗	-	✗	-	-	✗	-
2.9 Are there any other conservation projects for ACAP species not already mentioned?	✗	✗	✗	-	-	-	✓	-	✗	-	-	✗	-
3. Habitat Conservation - Has the Party:													
3.1 introduced any legal or policy instruments or actions to implement protection and management of breeding sites, including habitat restoration?	✗	✗	N/A	-	-	-	✗	-	N/A	-	-	✓	-

	Argentina	Australia	Brazil	Chile	Ecuador	France	New Zealand	Norway	Peru	South Africa	Spain	United Kingdom	Uruguay
3.2 implemented any sustainable management measures for marine living resources which provide food for albatrosses and petrels?	✓	✗	✓	—	—	—	✓	—	✗	—	—	✓	—
3.3 implemented any management or protection of important marine areas for albatrosses and petrels?	✓	✓	✓	—	—	—	✓	—	✗	—	—	✓	—
4. Management of human activities - Has the Party:													
4.1 completed any new environmental impact assessments related to albatrosses and petrels?	✓	✗	✓	—	—	—	✓	—	✗	—	—	✓	—
4.2 implemented any new measures to minimise discharge of pollutants and marine debris (MARPOL)?	✗	✓	✓	—	—	—	✗	—	✗	—	—	✓	—
4.3 introduced any new measures to minimise the disturbance to albatrosses and petrels in marine and terrestrial habitats?	✗	✗	✗	—	—	—	✗	—	✗	—	—	✓	—
5. Research Programmes - Does the Party have any:													
5.1 ongoing research programmes relating to the conservation of albatrosses and petrels not already reported on?	✗	✗	✓	—	—	—	✗	—	✓	—	—	✓	—
5.2 new national institutions (authorities or research centres), or NGOs involved in albatross and petrel conservation?	✗	✗	✓	—	—	—	✓	—	✗	—	—	✓	—
6. Education and Public Awareness – Has the Party:													
6.1 conducted training or provided information for user audiences (eg scientists, fishers, etc)?	✓	✓	✓	—	—	—	✓	—	✓	—	—	✓	—
6.2 conducted training or provided information to the general public?	✓	✓	✓	—	—	—	✓	—	✓	—	—	✓	—
9. Other													
9.1 Does the Party have any new information to report on research into observed impacts, or mitigation of, climate change on albatrosses and petrels?	✗	✓	✗	—	—	—	✗	—	✗	—	—	✗	—

✓ Yes ✗ No N/A Not applicable ? not answered — Report not submitted at time of compilation

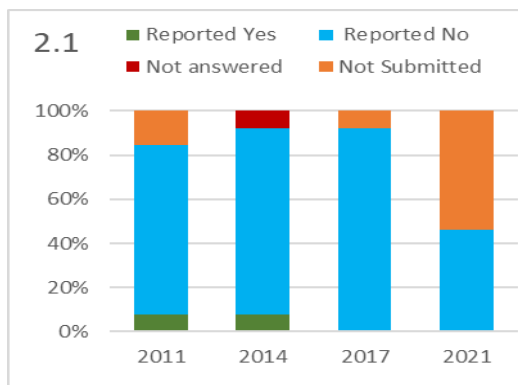
1.1.2. Is action for national implementation planned to occur in the next three years?



This question now contains subsections addressing specific areas of implementation: species conservation, habitat conservation, management of human activities, research programmes, education and public awareness, and impacts or mitigation of climate change.

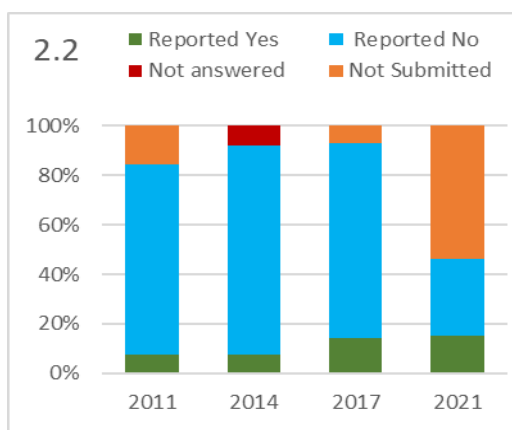
1.2 Species conservation

1.2.1. Has the Party provided any exemptions to prohibitions on the taking or harmful interference with albatrosses and petrels (do not include exemptions provided for scientific research purposes here)?



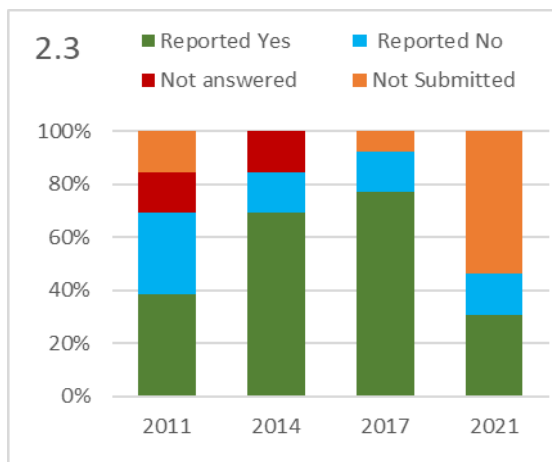
This question was clarified to exclude exemptions as part of scientific research, or for museums and research institutions.

1.2.2. Has any use or trade in albatrosses or petrels occurred (e.g. to accommodate the traditional needs and practices of Indigenous people, for scientific, educational, or similar purposes)?



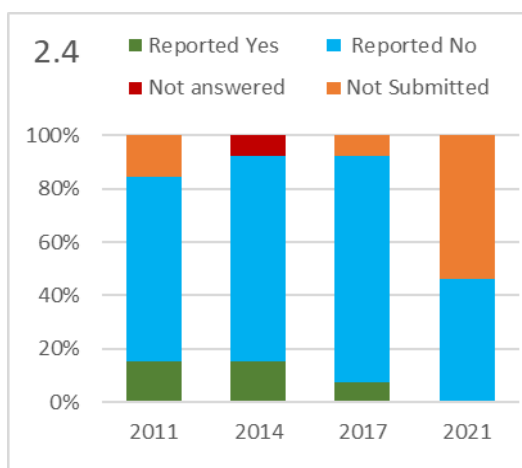
One Party, New Zealand, consistently reports bycaught ACAP species being retained for necropsy and subsequently made available (free of charge) to indigenous people for traditional uses, as well as to museums and researchers.

1.2.3. Has the Party implemented any new single or multi-species conservation strategies / Action Plans?



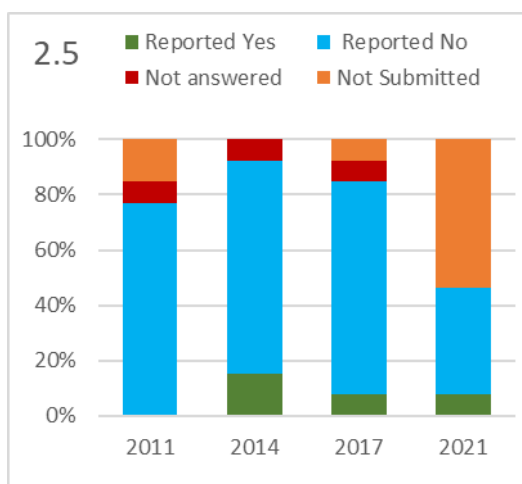
The question now contains a list of ACAP species that can be selected. Four Parties provided details of new Plans.

1.2.4. Has the Party taken any emergency measures, as defined in Resolution 1.4, involving albatrosses or petrels?



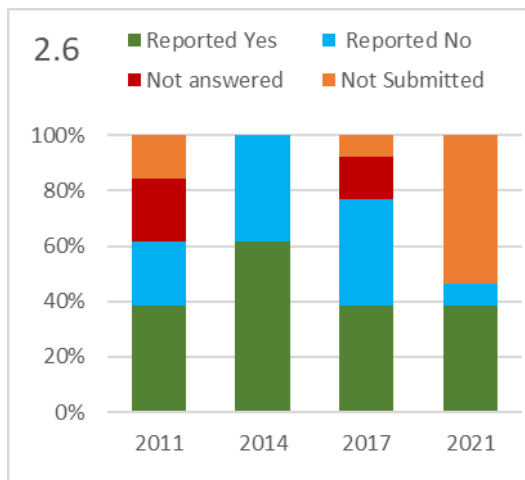
The question now provides a link to Resolution 1.4. All six Parties reported no emergency measures taken.

1.2.5. Has the Party conducted any re-establishment schemes?



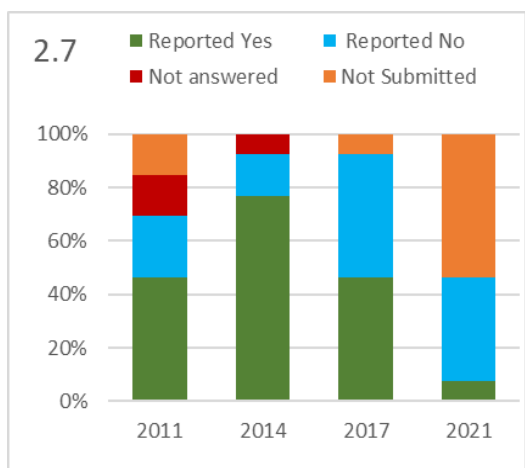
New Zealand continued the Chatham Albatross *T. eremita* translocation programme first reported on in 2014.

1.2.6. Has the Party introduced any new legal or policy instruments for species protection of albatrosses and petrels?



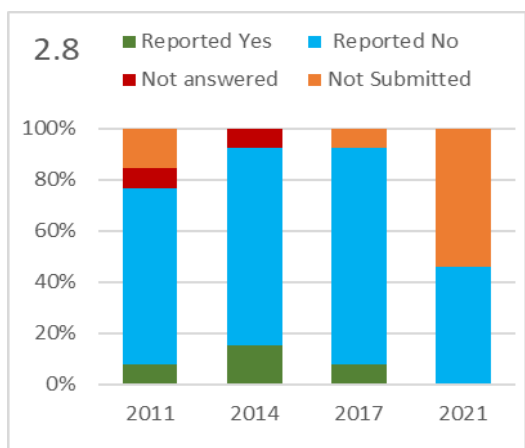
Five Parties provided details on new initiatives in 2021.

1.2.7. Has the Party implemented any legal or policy instruments for environmental impact assessments?



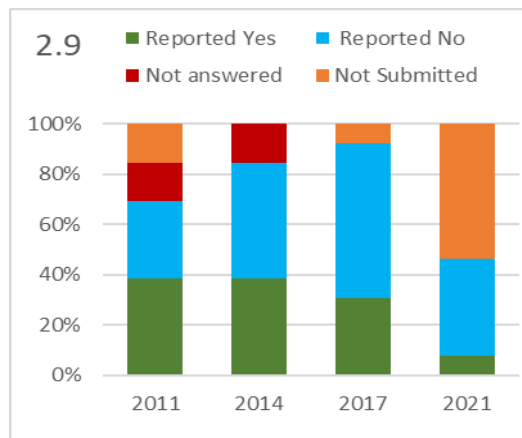
Argentina advised of a joint Resolution between Secretariat for Environment and Sustainable Development and Secretariat for Energy.

1.2.8. Does the Party have any species it would like to submit for addition to Annex 1?



In 2011, Spain indicated Balearic Shearwater *P. mauretanicus*, which was added to Annex 1 in 2012. In 2014, Chile and Ecuador indicated Pink-footed Shearwater *A. creatopus* and Galapagos Petrel, respectively. The Pink-footed Shearwater was added to Annex 1 in 2015. Ecuador reiterated its support for the listing of the Galapagos Petrel in 2017 but a new nomination proposal was not submitted.

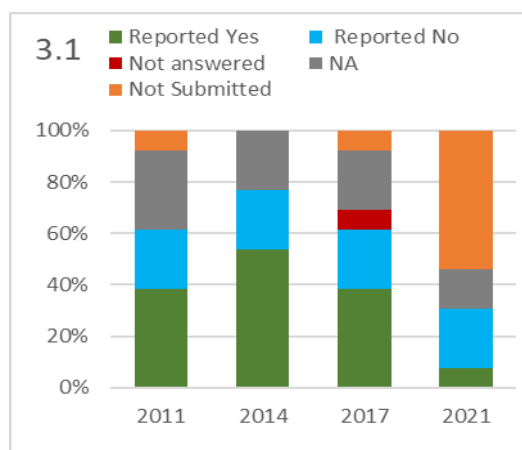
1.2.9. Are there any other conservation projects for ACAP species not already mentioned?



One Party provided details on additional projects in 2021.

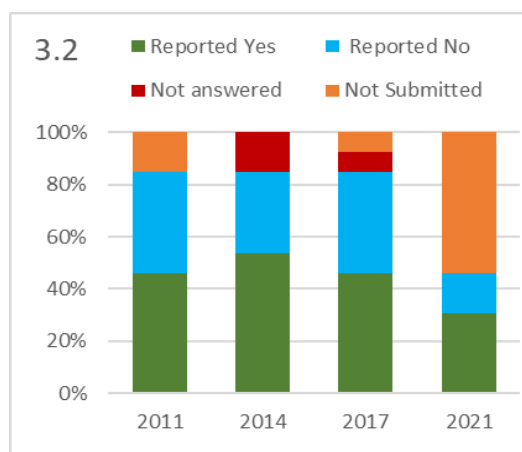
1.3. Habitat conservation

1.3.1. Has the Party introduced any legal or policy instruments or actions to implement protection and management of breeding sites, including habitat restoration?



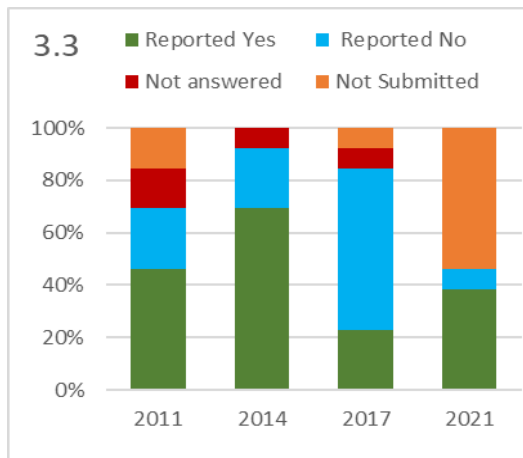
Four Parties did not have breeding sites in 2011, decreasing to three in 2014 with the listing of the Balearic Shearwater in 2012. One Party reported activity in this area in 2021.

1.3.2. Has the Party implemented any sustainable management measures for marine living resources which provide food for albatrosses and petrels?



Four Parties reported implementing management measures for marine living resources in 2021: Argentina, Brazil, New Zealand and United Kingdom.

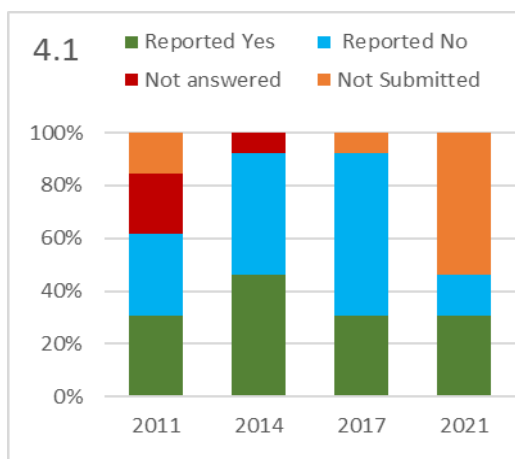
1.3.3. Has the Party implemented any management or protection of important marine areas for albatrosses and petrels?



Argentina, Australia, Brazil, New Zealand, and the United Kingdom reported taking action in this area in 2021.

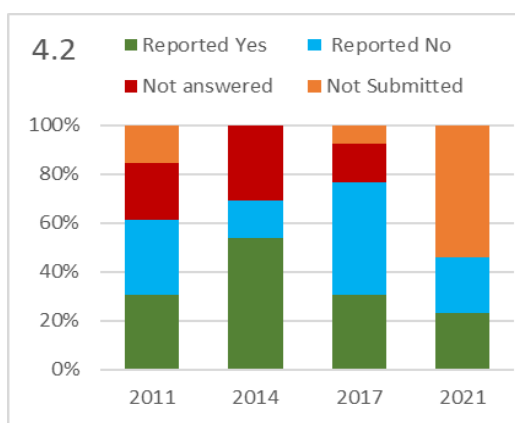
1.4. Management of human activities

1.4.1. Has the Party completed any new environmental impact assessments related to albatrosses and petrels?



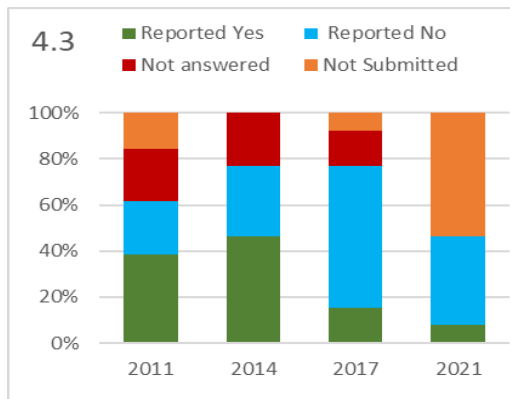
Argentina, Brazil, New Zealand and the United Kingdom reported completing new assessments in the past quadrennium.

1.4.2. Has the Party implemented any new measures to minimise discharge of pollutants and marine debris (MARPOL)?



Australia, Brazil, and the United Kingdom reported on new measures in 2021.

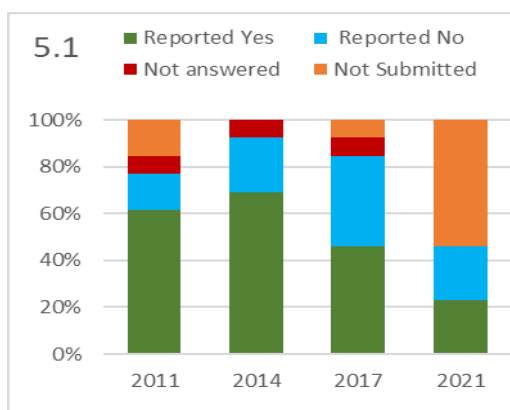
1.4.3. Has the Party introduced any new measures to minimise the disturbance to albatrosses and petrels in marine and terrestrial habitats?



The United Kingdom reported that a number of new guidelines have been published.

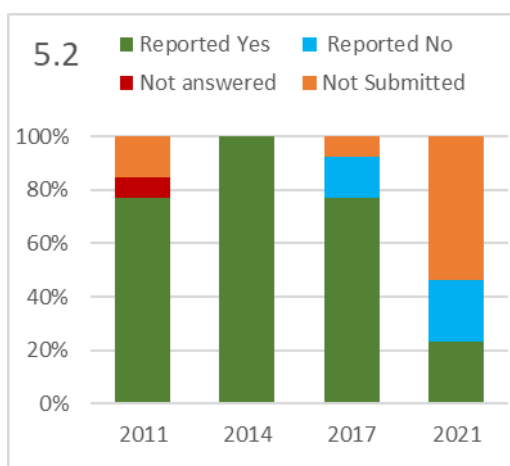
1.5. Research programmes

1.5.1. Does the Party have any ongoing research programmes relating to the conservation of albatrosses and petrels not already reported on in Sections 2, 3 and 4?



Brazil, Peru and the United Kingdom reported on ongoing research programmes in 2021.

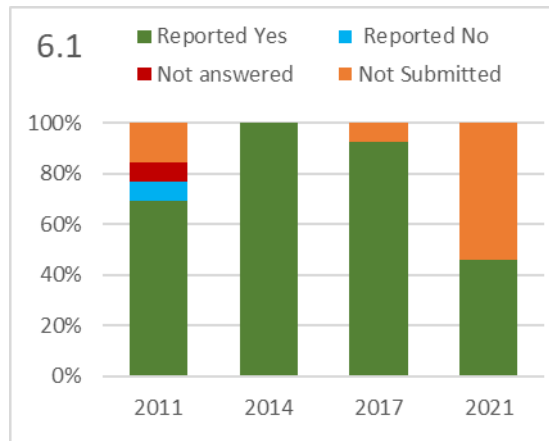
1.5.2. Does the Party have any new national institutions (authorities or research centres), or NGOs involved in albatross and petrel conservation?



This question was amended in 2021 to specify new rather than additional institutions.

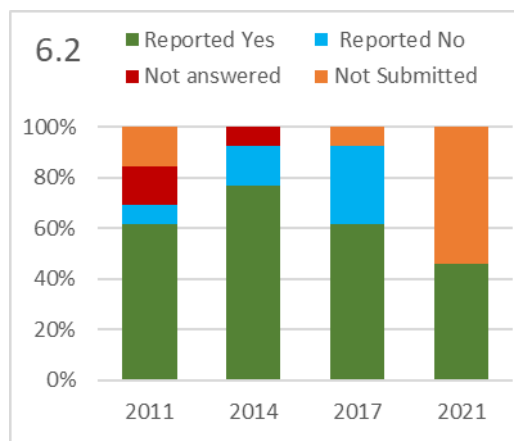
1.6. Education and public awareness

1.6.1. Has the Party conducted training or provided information for user audiences (e.g. scientists, fishers, etc)?



Most Parties are engaged with training on an ongoing basis.

1.6.2. Has the Party conducted training or provided information to the general public?



Most Parties are engaged with education and public awareness on an ongoing basis.

1.7. Reporting against priorities for land-based conservation actions

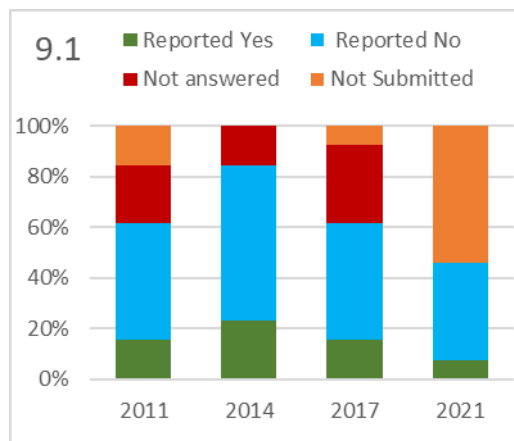
Four Parties provided details of actions they had taken, or were not able to take, regarding land-based threats (Table 2). For details, please refer to Question 7 in the individual Implementation Reports (AC12 Inf 04 to AC12 Inf 09).

1.8. Reporting against priorities for at-sea conservation actions

Six Parties provided details of actions they had taken, or were not able to take, regarding at-sea threats (Table 3). For further information, please refer to Question 8 in the individual Implementation Reports (AC12 Inf 04 to AC12 Inf 09).

1.9. Other

1.9.1 Does the Party have any new information to report on research into observed impacts, or mitigation of, climate change on albatrosses and petrels?



Up to three different Parties per reporting period noted new work related to climate change impacts.

1.10. Additional Comments

Brazil noted some difficulties with updating information in the report. UK sought clarification on several questions in the Report.

1.11. Issues identified

Following amendments to questions agreed at MoP6, and enhancements to the reporting forms, the accuracy of answers provided by Parties appears to have improved for the last reporting period. Moreover, unlike in previous reporting rounds, no questions were left unanswered.

However, not all Parties create and submit their Reports in a timely manner, putting a strain on Secretariat resources leading up to Advisory Committee meetings as well as limiting the conclusions that can be drawn about the progress that has occurred in implementing the Agreement.

Table 2. Priority land-based conservation actions addressed by Parties in the 2021 reporting round (not in order of priority ranking). Blank cells indicate Parties not directly involved in management of affected sites. For details see **AC12 Inf 04** to **AC12 Inf 09**.

Island	Threat	Argentina	Australia	Brazil	Chile	Ecuador	France	New Zealand	Norway	Peru	South Africa	Spain	United Kingdom	Uruguay
Albatross Island (AU)	Avian pox virus		✓											
Pedra Branca	<i>Morus serrator</i> (Australasian gannet)		✓											
South Georgia (Islas Georgias del Sur) ¹	<i>Rattus norvegicus</i> (Brown (Norwegian) rat)	✗											✓	
Isla Espanola	Mosquito					—								
Ile Amsterdam	<i>Pasteurella multocida</i> (Avian cholera)						—							
Ile Saint Lanne Gramont	<i>Felis catus</i> (Cat)						—							
Ile Saint Lanne Gramont	<i>Rattus rattus</i> (Black ship) rat)						—							
Kerguelen (Grande Terre)	<i>Felis catus</i> (Cat)						—							
Kerguelen (Grande Terre)	<i>Rattus rattus</i> (Black ship) rat)						—							
Kerguelen (Grande Terre)	<i>Rangifer tarandus</i> (Reindeer)						—							
Auckland Island ^a	<i>Felis catus</i> (Cat)							✓						
Auckland Island ^a	<i>Sus scrofa</i> (Pig)							✓						
Formentera ^b	<i>Felis catus</i> (Cat)											—		
Formentera ^b	<i>Rattus rattus</i> (Black ship) rat)											—		
Menorca ^b	<i>Felis catus</i> (Cat)											—		
Menorca ^b	<i>Rattus rattus</i> (Black ship) rat)											—		
Cabrera ^b	<i>Felis catus</i> (Cat)											—		
Cabrera ^b	<i>Rattus rattus</i> (Black ship) rat)											—		
Ibiza ^b	<i>Rattus rattus</i> (Black ship) rat)											—		
Mallorca ^b	<i>Rattus rattus</i> (Black ship) rat)											—		
Gough Island	<i>Mus musculus</i> (House mouse)												✓	

✓ = Yes, ✗ = No, — = Report not submitted at time of compilation

¹ A dispute exists between the Governments of Argentina and the United Kingdom of Great Britain and Northern Ireland concerning sovereignty of the Falkland Islands (Islas Malvinas), South Georgia and the South Sandwich Islands (Islas Georgias del Sur e Islas Sandwich del Sur) and the surrounding maritime areas.

^a Management at this site would also benefit small breeding populations (<1% global) of other ACAP species affected by the same threat.

^b Refers to affected colonies which may include offshore islets

Table 3. Priority at-sea conservation actions addressed by Parties in the 2021 reporting round. Blank cells indicate Parties not directly involved in management of affected fisheries. Note that for EU Member States, representation at RFMOs is undertaken by the European Commission and actions on behalf of these Parties may not therefore be represented here. For details see **AC12 Inf 04** to **AC12 Inf 09**.

Fishery and method	Argentina	Australia	Brazil	Chile	Ecuador	France	New Zealand	Norway	Peru	South Africa	Spain	United Kingdom	Uruguay
Angola Pelagic LL				—	—	—		—		—	—		—
Argentina Demersal trawl	✓			—	—	—		—		—	—		—
Australia Demersal LL		✓		—	—	—		—		—	—		—
Australia Demersal trawl		✓		—	—	—		—		—	—		—
Australia Pelagic trawl		✓		—	—	—		—		—	—		—
Australia Trawl		✓		—	—	—		—		—	—		—
Australia Gillnet		✓		—	—	—		—		—	—		—
Brazil Demersal LL			✗	—	—	—		—		—	—		—
Brazil Pelagic LL			✗	—	—	—		—		—	—		—
Brazil Pelagic LL (Itaipava fleet)			✓	—	—	—		—		—	—		—
Namibia Demersal LL				—	—	—		—		—	—		—
Namibia Demersal trawl				—	—	—		—		—	—		—
Namibia Pelagic LL				—	—	—		—		—	—		—
Namibia Pelagic trawl				—	—	—		—		—	—		—
Peru Demersal LL				—	—	—		—	✗	—	—		—
Peru Pelagic LL				—	—	—		—	✓	—	—		—
Spain Demersal LL				—	—	—		—		—	—		—
Spain Pelagic LL				—	—	—		—		—	—		—
Spain Purse seine				—	—	—		—		—	—		—
Spain Trawl				—	—	—		—		—	—		—
UK (OT) Pelagic LL				—	—	—		—		—	—	✗	—
Uruguay Demersal trawl				—	—	—		—		—	—		—
CCSBT Pelagic LL		✓		—	—	—	✓	—		—	—		—
IATTC Pelagic LL				—	—	—	✓	—	✓	—	—		—
ICCAT Pelagic LL			✓	—	—	—		—		—	—	✓	—
IOTC Pelagic LL		✓		—	—	—		—		—	—	✓	—
SEAFO Demersal trawl				—	—	—		—		—	—		—
SPRFMO Demersal trawl		✓		—	—	—	✓	—		—	—		—
WCPFC Pelagic LL		✓		—	—	—	✓	—		—	—		—

✓ = Yes, ✗ = No, — = Report not submitted at time of compilation

2. REPORT ON ITEMS IN SECTION 5.1 OF THE ACTION PLAN

2.1. Assessment and review of the status of populations of albatrosses and petrels (item 5.1.a).

2.1.1. Current Conservation Status

There are currently 31 species listed in Annex 1 of the Agreement. Of these, 21 (68%) are classified at risk of extinction, a stark contrast to the overall rate of 12% for the 10,694 bird species worldwide (Croxall *et al.* 2012; Gill & Donsker 2017)². Of the 22 species of albatrosses listed by ACAP, two are listed as *Critically Endangered*, seven are *Endangered*, six are *Vulnerable*, six are *Near Threatened*, and one is of *Least Concern*. Of the nine petrel species, one is currently listed as *Critically Endangered*, one as *Endangered*, four as *Vulnerable*, one as *Near Threatened* and two species as *Least Concern* (**Table 4**).

2.1.2. Changes in Status and Trends since MoP6

Since MoP6 (2018), the **Amsterdam Albatross** *Diomedea amsterdamensis* was downlisted in 2018 from Critically Endangered to Endangered, reflecting review by BirdLife International, the listing authority for the International Union for Conservation of Nature (IUCN).

2.1.3. Status of knowledge relating to population size and trends

The population trends of ACAP species over the last twenty years (since 2000) were re-examined in 2021 at PaCSWG6. This time-scale was considered appropriate to reflect the trend of these long lived species, some of which breed only every two years, and which may show high annual variation in breeding numbers.

Thirteen ACAP species (42%) are currently showing overall population declines. For two species (c. 6%), the trend over the last 20 years is unknown. Eight species (c. 27%) appear to have been stable over that timeframe, with a further eight species increasing. The confidence of the assigned trend in **Table 4** reflects both the accuracy and extent of the population data.

Some gaps in population data remain for breeding sites that are logistically difficult to access, and for species that are particularly challenging to census. However, with recent monitoring efforts, only two species, **Light-mantled Albatross** *Phoebastria palpebrata* at two island groups (Kerguelen and Campbell Islands), and **Grey Petrel** *Procellaria cinerea* on Gough Island, which account for at least 5% of the species' total global breeding pairs, have not been censused at that island group in the last 20 years. Six albatross or petrel populations on five islands which were estimated to hold more than 10% of a species' global breeding pairs have not had a population estimate update in the last 20 years or more (see Tables 2 and 3 in AC12 Doc 11).

² Croxall JP, Butchart SHM, Lascelles B, Stattersfield LJ, Sullivan B, Symes A, Taylor P (2012) Seabird conservation status, threats and priority actions: a global assessment. *Bird Conservation International* **22**, 1-34.

Gill, F & D Donsker (Eds). 2017. IOC World Bird List (v 7.3). doi : 10.14344/IOC.ML.7.3

Table 1. 2021 Summary of global status and current trends of ACAP albatross and petrel species.

IUCN Status 2021 ¹	Species	Number of sites (ACAP) ²	Single Country Endemic	Annual breeding pairs (last census) ³	Current Population Trend 2001 - 2020 ⁴	Trend Confidence
CR	<i>Diomedea dabbenena</i>	1	UK	1,456 (2015-2017)	↓	High
CR	<i>Phoebastria irrorata</i>	2	Ecuador	9,615 (2001)	↓	Medium
CR	<i>Puffinus mauretanicus</i>	5	Spain	3,184 (2008-2013)	↓	High
EN	<i>Diomedea amsterdamensis</i>	1	France	51 (2020)	↑	High
EN	<i>Diomedea antipodensis</i>	6	NZ	7,107 (1995-2020)	↓	High
EN	<i>Diomedea sanfordi</i>	5	NZ	4,080 (2018)	↓	Low
EN	<i>Thalassarche carteri</i>	6		33,974 (1984-2016)	↓	High
EN	<i>Thalassarche chlororhynchos</i>	6	UK	33,650 (1974-2011)	↔	Low
EN	<i>Thalassarche chrysostoma</i>	29		80,863 (1982-2020)	↓	Medium
EN	<i>Phoebetria fusca</i>	15		12,074 (1974-2021)	↓	Very Low
EN	<i>Procellaria westlandica</i>	1	NZ	6,223 (2019)	↑	Low
VU	<i>Ardenna creatopus</i>	3	Chile	33,520 (2009-2016)	↔	Low
VU	<i>Diomedea epomophora</i>	4	NZ	7,921 (1989-2018)	↔	Low
VU	<i>Diomedea exulans</i>	28		9,400 (1981-2021)	↓	High
VU	<i>Phoebastria albatrus</i>	2		889 (2002-2017)	↑	High
VU	<i>Procellaria aequinoctialis</i>	73		1,118,033 (1984-2019)	↓	Very Low
VU	<i>Procellaria conspicillata</i>	1	UK	34,000–50,000 (2018)	↑	High
VU	<i>Procellaria parkinsoni</i>	2	NZ	6,970 (2016-2021)	↔	Low
VU	<i>Thalassarche eremita</i>	1	NZ	5,296 (2017)	↔	High
VU	<i>Thalassarche impavida</i>	2	NZ	24,338 (2020)	↔	Medium
VU	<i>Thalassarche salvini</i>	12	NZ	26,496 (1986-2019)	↓	Low
NT	<i>Phoebastria immutabilis</i>	17		806,693 (1982-2019)	↔	High
NT	<i>Phoebastria nigripes</i>	13		70,524 (1995-2019)	↑	Medium
NT	<i>Phoebetria palpebrata</i>	71		15,975* (1954-2021)	?	-
NT	<i>Procellaria cinerea</i>	17		86,959# (1981-2018)	↓	Very Low
NT	<i>Thalassarche bulleri</i>	10	NZ	33,268 (1984-2019)	↔	Medium
NT	<i>Thalassarche cauta</i>	3	Australia	15,019 (2015-2021)	↓	Low
NT	<i>Thalassarche steadi</i>	5	NZ	62,922 (2009-2017)	?	-

IUCN Status 2021 ¹	Species	Number of sites (ACAP) ²	Single Country Endemic	Annual breeding pairs (last census) ³	Current Population Trend 2001 - 2020 ⁴	Trend Confidence
LC	<i>Macronectes giganteus</i>	119		46,127 (1958-2021)	↑	Medium
LC	<i>Macronectes halli</i>	50		11,551 (1973-2021)	↑	Medium
LC	<i>Thalassarche melanophris</i>	65		689,468 (1982-2020)	↑	High

* excluding Auckland estimates of 5,000 pairs – not reliable/supported

Incomplete global estimate - Prince Edward Islands numbers unknown

¹ CR = Critically Endangered, EN = Endangered, VU = Vulnerable, NT = Near Threatened, LC = Least Concern. The IUCN Red List of Threatened Species. Version 2021-1. <www.iucnredlist.org>.

² Site: usually an entire, distinct island or islet, or section of a large island

³ ACAP database. <data.acap.aq>. 27 August 2021.

⁴ ACAP Trend: ↑ increasing, ↓ declining, ↔ stable, ? unknown. **n.b. the overall trend for the species may not reflect particular regional or site trends.**

A series of species assessments have been developed to describe succinctly the state of knowledge of each of the ACAP species and these are available on the ACAP website in the three languages of the Agreement.

2.2. Identification of internationally important breeding sites (item 5.1.b)

The ACAP database lists 193 sites that hold more than 1% of the global population of each ACAP species where population numbers are known (ANNEX 1). Most ACAP species breed at relatively few sites; for 15 of the 31 species, there are only 1-3 sites that hold internationally important numbers (i.e. >1% of the global population).

It should be recognised that (i) census data are unavailable for approximately a third of breeding sites, particularly those of the **White-chinned Petrel** *Procellaria aequinoctialis* and the **Light-mantled Albatross** *P. palpebrata*, and (ii) some counts are of low reliability or were collected a decade or more ago. Filling these gaps and obtaining updated population estimates is a priority. There are also some differences in the scale at which breeding sites were defined by Parties when the ACAP database was set up, such that large islands may be entered as a single site, or split.

2.3. Reviews to characterise the foraging range and migration routes and patterns of populations of albatrosses and petrels (item 5.1.c).

BirdLife International has compiled and summarised all the available information on tracking studies undertaken on ACAP-listed species, including data that have not yet been deposited in the [Seabird Tracking Database](#) (STD), into a single metadata table. This will be regularly updated in order to assess where major gaps in knowledge of the at sea distribution of these species occur, and will help in setting future study priorities. The STD includes tracks of ACAP species collected from 89 colonies covering a range of life-history stages. The gap analysis highlighted that breeding season data are available for all ACAP species, and that while tracking data are available during the non-breeding season for most species, these data are from very few juveniles and immatures.

A number of priority tracking programmes have been identified and Parties and non-Party Range States are encouraged to submit new data sets to the STD as part of the ongoing work of the Agreement.

The ACAP Species Assessments include distribution maps as well as maps showing satellite-transmitter and other tracking data for breeding and non-breeding birds where available. These maps have been prepared by BirdLife International based on information in the STD and other sources.

2.4. Identification and assessment of known and suspected threats affecting albatrosses and petrels (item 5.1.d)

2.4.1. Threats at breeding sites

ACAP has adopted a system for standardising the listing of threats to breeding sites adapted from criteria produced initially by IUCN and the Conservation Measures Partnership. Each threat is assessed according to the Scope (proportion of population affected) and Severity (intensity), that when combined provide an indication of the magnitude of the threat. These consider not only current impact, but also the anticipated impact over the next decade, assuming the continuation of current conditions and trends. A breakdown of the proportion of sites, and of the global population that are subjected to threats that meet these criteria are listed below (**Table 5**). The vast majority of these relate to introduced mammals or disease and are described in **Section 2.8** below. The remainder involve natural disasters.

Table 2. Species affected by land threats at 1% or more of their breeding sites, or when 1% or more of the global population is affected. Green cells <1%; Orange cells 1-33%; Red cells >33% (to be updated)

Species	No of sites	% of sites affected							% of global population affected						
		Natural disaster	Human disturbance	Parasite or pathogen	Predation by alien species	Habitat loss or destruction by alien species	Stress by alien species	All threats	Natural disaster	Human disturbance	Parasite or Pathogen	Predation by alien species	Habitat loss or destruction by alien species	Stress by alien species	All threats
<i>Diomedea antipodensis</i>	6	0	0	0	16.7	0	0	16.7	0	0	0	1	0	0	1
<i>Diomedea dabbenena</i>	1	0	0	0	100	0	0	100	0	0	0	100	0	0	100
<i>Diomedea epomophora</i>	4	0	0	0	25	0	0	25	0	0	0	<1	0	0	<1
<i>Diomedea exulans</i>	36	0	0	0	5.6	0	0	5.6	0	0	0	28.8	0	0	28.8
<i>Macronectes giganteus</i>	125	1.6	0	0	0	0	0	1.6	<1	0	0	0	0	0	<1
<i>Phoebastria albatrus</i>	2	50	0	0	0	0	0	50	91.7	0	0	0	0	0	91.7
<i>Phoebastria immutabilis</i>	17	35.3	5.9	0	17.6	0	0	58.8	99.7	0	0	<1	0	0	99.8
<i>Phoebastria irrorata</i>	3	0	33.3	33.3	0	0	33.3	66.7	0	<1	99.9	0	0	<1	100
<i>Phoebastria nigripes</i>	15	33.3	6.7	0	0	6.7	0	46.7	98.2	0	0	0	38.2	0	98.2
<i>Phoebetria fusca</i>	15	0	0	6.7	6.7	0	0	13.3	0	0	3.3	12.1	0	0	15.4
<i>Phoebetria palpebrata</i>	72	1.4	0	0	0	0	0	1.4	?	0	0	0	0	0	?
<i>Procellaria aequinoctialis</i>	74	0	0	0	18.9	6.8	0	18.9	0	0	0	37.8	17.8	0	37.8

Species	No of sites	% of sites affected							% of global population affected						
		Natural disaster	Human disturbance	Parasite or pathogen	Predation by alien species	Habitat loss or destruction by alien species	Stress by alien species	All threats	Natural disaster	Human disturbance	Parasite or Pathogen	Predation by alien species	Habitat loss or destruction by alien species	Stress by alien species	All threats
<i>Procellaria cinerea</i>	17	0	0	0	23.5	11.8	0	23.5	0	0	0	27.9	4.5	0	27.9
<i>Puffinus mauretanicus</i>	5	0	0	0	100	0	0	100	0	0	0	100	0	0	100
<i>Thalassarche carteri</i>	6	0	0	16.7	0	0	0	16.7	0	0	68.7	0	0	0	68.7
<i>Thalassarche cauta</i>	3	0	0	33.3	0	33.3	0	66.7	0	0	66.8	0	2.3	0	69.2
<i>Thalassarche melanophris</i>	65	1.5	0	0	1.5	0	0	3	<1	0	0	<1	0	0	<1
<i>Thalassarche steadi</i>	5	0	0	0	20	0	0	20	0	0	0	5.6	0	0	5.6

2.4.2. Threats at sea

Albatrosses and petrels face many threats at sea. These threats include ingestion of marine debris including fishing hooks discarded in fish offal, entanglement in lost fishing gear and other marine debris, contamination from pollutants and over-fishing of prey species. However, direct interactions with fishing operations and associated mortality (bycatch) has been identified by ACAP and others as the major threat causing widespread declines in albatross and petrel populations. All ACAP species are at risk from this threat. Since MoP6 much of the Seabird Bycatch Working Group's (SBWG) work has focussed on reviewing best practice mitigation advice for industrial fishing gear types, principally demersal and pelagic longline, and trawl gear, as well as collection of fisheries bycatch data, and engagement with RFMOs, particularly the tuna RFMOs. Work on developing advice for mitigating seabird bycatch in artisanal and other small-scale fisheries is also underway.

The data underlying a prioritisation framework for at-sea threats has been reviewed prior to MoP6. The framework provides the basis for decision-making to set, monitor and report on progress against priority conservation actions for ACAP species (see **Table 3**). Twenty-five fisheries and 28 seabird populations were identified as priority targets for action during the latest (2021) iteration of the prioritisation process (**Table 6**).

Table 6. 2021 Priorities for at-sea conservation actions **summarised by fishery**. Note that this table only includes fisheries that have been reported on by Parties or Range States, and therefore the number of possible fisheries that could be assessed is likely to be higher than those currently included. *RFMO data still to be reviewed*

Fishery	Population (breeding island group) affected
Angola Pelagic LL	Tristan Albatross Gough Island
Argentina Demersal trawl	Northern Royal Albatross Chatham Islands
	Southern Giant Petrel Islas de los Estados & Observatorio
	Wandering Albatross SG (IGS) ¹
Australia Demersal trawl	Black Petrel Great and Little Barrier Islands
	Indian yellow-nosed Albatross Amsterdam Island
	Shy Albatross Albatross Island
	Shy Albatross Pedra Branca
Australia Gillnet	Black Petrel Great and Little Barrier Islands
	Indian yellow-nosed Albatross Amsterdam Island
	Shy Albatross Pedra Branca
	Sooty Albatross Iles Crozet
Australia Pelagic trawl	Black Petrel Great and Little Barrier Islands
Brazil Demersal LL	Northern Royal Albatross Chatham Islands
	Tristan Albatross Gough Island
	Wandering Albatross SG (IGS) ¹
Brazil Pelagic LL	Atlantic Yellow-nosed Albatross Tristan da Cunha
	Northern Royal Albatross Chatham Islands
	Tristan Albatross Gough Island
	Wandering Albatross SG (IGS) ¹
	White-chinned Petrel SG (IGS) ¹
Brazil Pelagic LL (Itaipava fleet)	Tristan Albatross Gough Island
	Wandering Albatross SG (IGS) ¹
	Atlantic Yellow-nosed Albatross Tristan da Cunha
	White-chinned Petrel SG (IGS) ¹
Namibia Demersal trawl	Atlantic Yellow-nosed Albatross Tristan da Cunha
Namibia Pelagic LL	Shy Albatross Pedra Branca
Namibia Pelagic trawl	Shy Albatross Pedra Branca
Peru Demersal LL	Black Petrel Great and Little Barrier Islands
Peru Pelagic LL	Black Petrel Great and Little Barrier Islands
	Grey Petrel All sites
Spain Demersal LL	Balearic Shearwater Balearic Archipelago
Spain Pelagic LL	Balearic Shearwater Balearic Archipelago
Spain Purse seine	Balearic Shearwater Balearic Archipelago
Spain Trawl	Balearic Shearwater Balearic Archipelago
Uruguay Demersal trawl	Northern Royal Albatross Chatham Islands

Fishery	Population (breeding island group) affected
RFMOs	
CCSBT Pelagic LL	Antipodean Albatross Auckland Islands Black-browed Albatross Antipodes Islands Black-browed Albatross Campbell Island Black-browed Albatross Iles Crozet Black-browed Albatross SG (IGS) ¹ Black Petrel Great and Little Barrier Islands Grey-headed Albatross SG (IGS) ¹ Grey Petrel All sites Indian yellow-nosed Albatross Amsterdam Island Indian yellow-nosed Albatross Crozet Island Northern Giant Petrel Prince Edward Islands Northern Royal Albatross Chatham Islands Sooty Albatross Iles Crozet Sooty Albatross Prince Edward Islands Southern Giant Petrel Prince Edward Islands Tristan Albatross Gough Island Wandering Albatross Iles Kerguelen Wandering Albatross SG (IGS) ¹ White-chinned Petrel SG (IGS) ¹
IATTC Pelagic LL	Laysan Albatross Central Pacific - Laysan Waved Albatross Islas Galapagos
ICCAT Pelagic LL	Atlantic Yellow-nosed Albatross Tristan da Cunha Black-browed Albatross SG (IGS) ¹ Grey-headed Albatross SG (IGS) ¹ Grey Petrel All sites Northern Royal Albatross Chatham Islands Tristan Albatross Gough Island Wandering Albatross SG (IGS) ¹ White-chinned Petrel SG (IGS) ¹
IOTC Pelagic LL	Grey-headed Albatross SG (IGS) ¹ Grey Petrel All sites Indian yellow-nosed Albatross Amsterdam Island Indian yellow-nosed Albatross Crozet Island Indian yellow-nosed Albatross Prince Edward Island Northern Giant Petrel Prince Edward Islands Shy Albatross Pedra Branca Sooty Albatross Iles Crozet Sooty Albatross Prince Edward Islands Southern Giant Petrel Prince Edward Islands Tristan Albatross Gough Island Wandering Albatross Iles Kerguelen
SEAFO Demersal trawl	Black-browed Albatross SG (IGS) ¹

Fishery	Population (breeding island group) affected
SPRFMO Demersal trawl	Black Petrel Great and Little Barrier Islands
	Northern Royal Albatross Chatham Islands
WCPFC Pelagic LL	Antipodean Albatross Antipodes Islands
	Antipodean Albatross Auckland Islands
	Black-browed Albatross Antipodes Islands
	Black-browed Albatross Campbell Island
	Black Petrel Great and Little Barrier Islands
	Grey Petrel All sites
	Laysan Albatross Central Pacific - Laysan
	Northern Royal Albatross Chatham Islands

¹ A dispute exists between the Governments of Argentina and the United Kingdom of Great Britain and Northern Ireland concerning sovereignty of the Falkland Islands (Islas Malvinas), South Georgia and the South Sandwich Islands (Islas Georgias del Sur e Islas Sandwich del Sur) and the surrounding maritime areas.

2.5. Identification of methods by which these threats may be avoided or mitigated (item 5.1.e)

2.5.1. Threats at breeding sites

In addition to the existing [Eradication Guidelines](#) (updated since MoP6), [Translocation Guidelines](#), and [Biosecurity Guidelines](#),...

text to be updated

2.5.2. Threats at sea

Based on reviews of bycatch mitigation strategies and technologies developed for pelagic longline, demersal longline and trawl gear types, the SBWG has continued to update its advice on current best practice scientific approaches for mitigating bycatch in these gear types. The aim of these resources is to assist Parties, non-Party Range States and RFMOs to reduce bycatch in their fisheries by using measures and approaches that are considered best practice, and to ensure that Parties, non-Party Range States and RFMOs remain informed of updates to this advice. The [best practice advice](#) includes descriptions of measures, current knowledge, implementation guidance and research needs, and is suitable for dissemination to relevant fisheries managers. Parties, non-Party Range States and RFMOs are encouraged to use the materials to guide the development of policy and practice within the fisheries under their jurisdiction. A guide on [hook removal](#) from seabirds is also available, and a guide on removing entangled seabirds from nets is being developed.

The main focus of the SBWG has been on research and development of advice regarding technical bycatch mitigation measures, and this has been critical in providing evidence based solutions for mitigating seabird bycatch. However, it was noted at SBWG8 and AC10 that there remains a gap between the research outcomes and associated advice and implementation of effective bycatch mitigation measures. It is acknowledged that further technical research is unlikely to bridge this gap, and there is an urgent need to better understand how to enhance implementation of seabird bycatch mitigation strategies. This will require expanding the social dimension of work on bycatch mitigation, and skills and expertise from outside the current membership of the SBWG, such as social scientists and

educators. It was agreed that this should form a very high priority component of the SBWG work programme, and represents a shift in focus away from a predominantly research based focus to a more holistic research-implementation framework.

text to be updated following SBWG10.

2.6. Review and updating of data on the mortality of albatrosses and petrels in fisheries (item 5.1.f).

A web-based reporting system has been progressively developed for the capture and use of fisheries and bycatch data from Parties and collaborating non-Party Range States. Initially, the data were provided at the level of the entire fishery or fleet, a temporal and spatial resolution which is too coarse to enable useful assessments of seabird bycatch levels and trends. For many fisheries, the bycatch and fisheries data submitted by Parties were also incomplete, limiting the possibility of conducting even a low level assessment of bycatch levels and trends for ACAP species. A suite of bycatch indicators were endorsed at AC9 and a programme of work to develop a reporting framework to collate bycatch estimates was agreed at SBWG7. The framework defines the data, methodological approaches to estimating bycatch, and reporting requirements necessary to report against the agreed indicators. A refined framework was presented to SBWG8, together with the results of trial reporting from a limited number of Parties using an updated reporting template. All Parties and collaborating Range States were urged to use the revised bycatch reporting template to provide bycatch information and the reporting template was finalised at SBWG9.

The [ACAP Seabird Bycatch Identification Guide](#) has also been developed (in collaboration with the Japanese Institute of Far Seas Fisheries) to assist Parties, non-Party Range States and RFMOs with the correct identification of albatrosses and some commonly caught petrels and shearwaters killed in longline operations.

text to be updated following SBWG10.

2.7. Review of data on the distribution and seasonality of effort in fisheries which affect albatrosses and petrels (item 5.1.g)

Some data on fishing effort has been provided by Parties as part of their annual reporting and forms part of the information requested in the revised bycatch reporting template (**Section 2.6**). However, there has been no recent comprehensive review of the extent of overlap of fishing effort and albatross and petrel distribution. The existing seabird distribution (tracking)-fishing effort overlap maps are scheduled to be updated in the next triennium (Action 3.2 of the Advisory Committee Work Programme 2019-2021). These maps will provide useful information for the upcoming reviews planned by some RFMOs to assess the effectiveness of seabird bycatch mitigation measures within their areas of competence. Consequently, the scheduling and prioritisation of these updates will be influenced by the RFMOs' work plans.

text to be updated following SBWG10.

2.8. Reviews of the status at breeding sites of introduced animals, plants and disease-causing organisms known or believed to be detrimental to albatrosses and petrels (item 5.1.h).

Habitat destruction and predation by introduced mammals are listed more often than any other processes as threats to breeding sites of ACAP species. Those affecting the most breeding sites (site-species combinations) were predation by feral cat *Felis catus*, black rat *Rattus rattus* and brown rat *R. norvegicus*, and habitat destruction by reindeer *Rangifer tarandus* (**Table 7**). All other threats affected only a few sites, although were severe in some cases ('High' according to the agreed threat criteria), which included the effects of avian cholera at Amsterdam Island and predation by house mouse on Gough Island (**Table 8**). The species affected at the most breeding sites were the burrow-nesting **White-chinned Petrel** *P. aequinoctialis*, and **Balearic Shearwater** *Puffinus mauretanicus*, mainly because of predation or habitat destruction by introduced mammals. In interpreting the tables below and the conclusions, it should be noted that: (1) threats only include those that are documented and known or likely to cause a population decline in <10 years, (2) values in the tables are the number of breeding sites, equivalent to each species-site combination *i.e.* two species breeding in the same area constitute two breeding sites, (3) although most islands are listed as one site, a small number have been subdivided into separate sites, and (4) no attempt has been made to consider the number of birds or the percentage of the global population at each site. A summary of ranked threats where management action could be considered is provided in **Table 9**.

text to be updated following PaCSWG6

Table 7. Number of breeding sites of ACAP species affected by threats of different magnitude *To be updated*

Nature of Threat	Threat subcategory	Threat Species	Number of breeding sites affected:		
			Low	High	All
Habitat loss or destruction	Habitat destruction by alien species	Reindeer	4		4
	Increased competition with native species	Australasian gannet		1	1
	Vegetation encroachment	Verbesina sp.	2		2
Human disturbance	Military action	-		2	2
	Recreation/tourism	-		1	1
Parasite or pathogen	Pathogen	Avian pox virus	1		1
		Avian cholera		2	2
	Parasite	Mosquito	1		1
Predation by alien species	Predation by alien species	American mink	1		1
		Cat	12	2	14
		Pig	3		3
		House mouse	1	1	2
		Black (ship) rat	14		14
		Brown (Norwegian) rat	7		7
Stress by alien species	Nest desertion	Black (ship) rat		1	1
All			46	10	56

Table 8. Breeding sites of ACAP species affected by threats of High magnitude *To be updated*

Nature of Threat	Threat subcategory	Threat Species	Breeding sites affected:
Habitat loss or destruction	Increased competition with native species	Australasian gannet	Pedra Branca - Shy Albatross
Human disturbance	Military action	-	Kaula – Laysan Albatross Kaula – Black-footed Albatross
	Recreation/ tourism	-	Isla de la Plata – Waved Albatross
Parasite or pathogen	Pathogen	Avian cholera	île Amsterdam - Indian yellow-nosed Albatross - Sooty Albatross
Predation by alien species	Predation by alien species	Cat	Formentera – Balearic Shearwater Menorca – Balearic Shearwater
		House mouse	Gough Island – Tristan Albatross
Stress by alien species	Nest desertion	Black (ship) rat	Isla de la Plata – Waved Albatross

Table 9. 2021 priorities for land-based conservation actions. Ranking of threats to ACAP breeding sites based on vulnerability of population, threat magnitude and likelihood of success of management action. Economy of effort would greatly reduce total cost for eradication campaigns for multiple threat species at the same island or island group (cells highlighted using the same colour). Excludes sites with <1% of global breeding numbers.

Island	Threat	Rank	Explanation
Habitat loss or destruction/predation by alien species			
Gough Island	<i>Mus musculus</i> (House mouse)	High	Threat to two substantial/large ACAP populations
Formentera ^a	<i>Felis catus</i> (Cat)	High	Major threat to substantial, declining population. Permanent control at breeding sites.
Menorca ^a	<i>Felis catus</i> (Cat)	High	Major threat to substantial, declining population. Exclusion feasible by physical barriers.
Cabrera ^a	<i>Felis catus</i> (Cat)	Lower	Low threat to substantial, declining population ^b
Cabrera ^a	<i>Rattus rattus</i> (Black (ship) rat)	Lower	Low threat to substantial, declining population. Eradication feasible
Formentera ^a	<i>Rattus rattus</i> (Black (ship) rat)	Lower	Low threat to substantial, declining population
Ibiza ^a	<i>Rattus rattus</i> (Black (ship) rat)	Lower	Low threat to substantial, declining population
Mallorca ^a	<i>Rattus rattus</i> (Black (ship) rat)	Lower	Low threat to substantial, declining population
Menorca ^a	<i>Rattus rattus</i> (Black (ship) rat)	Lower	Low threat to substantial, declining population
Kerguelen (Grande Terre)	<i>Rangifer tarandus</i> (Reindeer)	Lower	Threat to two ACAP populations. High probability of eradication
Ile Saint Lanne Gramont	<i>Felis catus</i> (Cat)	Lower	High feasibility of eradication

Island	Threat	Rank	Explanation
Ile Saint Lanne Gramont	<i>Rattus rattus</i> (Black (ship) rat)	Lower	High feasibility of eradication
Kerguelen (Grande Terre)	<i>Felis catus</i> (Cat)	Lower	Threat to three ACAP populations
Kerguelen (Grande Terre)	<i>Rattus rattus</i> (Black (ship) rat)	Lower	Threat to two ACAP populations. Medium feasibility of eradication
Auckland Island ^c	<i>Felis catus</i> (Cat)	Lower	Medium feasibility of eradication
Auckland Island ^c	<i>Sus scrofa</i> (Pig)	Lower	Medium feasibility of eradication
Parasite or Pathogen			
Ile Amsterdam	<i>Pasteurella multocida</i> (Avian cholera)	High	Major threat to several ACAP species
Isla Espanola	Mosquito	Lower	Low threat. Low feasibility of action
Albatross Island (AU)	Avian pox virus	Lower	Low threat. Low feasibility of action.
Increased competition with native species			
Pedra Branca	<i>Morus serrator</i> (Australasian gannet)		Threat to small population

^a Refers to affected colonies which may include offshore islets

^b Eradication project in progress, nearly completed

^c Management at this site would also benefit small breeding populations (<1% global) of other ACAP species affected by the same threat.

The three highest priority actions with regard to “Habitat loss or destruction/predation by alien species” are the removal of house mouse *Mus musculus* from Gough Island, and permanent control of cats at breeding sites on Formentera and Menorca. The highest priority action with regard to a “Parasite or Pathogen” is to address the problem of avian cholera at Ile Amsterdam. It is important to note that the prioritisation did not take account of the financial cost of the management action. In addition, the bulk of the costs would be associated with planning and mobilisation, and hence economies of scale are substantial if an eradication campaign targets more than one species on the same island(s), or more than one island in the same group (cells highlighted using the same colour). The analysis excluded sites with <1% of the total number of global breeding pairs for a species.

Eradication programmes have not been completed at any new islands (including monitoring phase) since MoP6. However, feasibility plans have been produced for a number of sites, and in some cases planning is well-advanced, with eradication programmes scheduled to commence during the next few years (**Table 10**).

text to be updated following PaCSWG6

2.9. Reviews of the nature of, coverage by, and effectiveness of, protection arrangements for albatrosses and petrels (item 5.1.i).

Each Party has produced management plans for ACAP species within their respective jurisdictions. These plans include NPOAs for incidental bycatch, Threat Abatement Plans, Conservation Strategies, Conservation Action Plans, Recovery Plans and Site Management Plans. Parties are encouraged to provide ongoing advice as to the effectiveness of those protection arrangements, through the annual reporting forms, prior to each MoP.

2.10. Reviews of recent and current research on albatrosses and petrels with relevance to their conservation status (item 5.1.j)

This review process is ongoing through all Working Groups and the Secretariat - see relevant papers tabled at SBWG9, SBWG10, PaCSWG5 and PaCWG6. This work includes the production of Species Assessments, Action Plans and Best Practice Guidelines.

The Secretariat maintains a bibliographic reference database of relevant literature which supports the development and updating of these documents.

2.11. List of authorities, research centres, scientists and non-government organisations concerned with albatrosses and petrels (item 5.1.k).

The ACAP website provides a comprehensive list of links to various centres, institutions, organisations and websites concerned with albatrosses and petrels. Parties are encouraged to provide any updates to the Secretariat.

Table 10. Islands where eradication of introduced vertebrates is planned (Y) with year of planned eradication in brackets, or date already eradicated. N = alien present but no eradication planned. Blank cells = alien not present. *To be updated*

Island	Management Responsibility	Cat <i>Felis catus</i>	House mouse <i>Mus musculus</i>	American mink <i>Neovison vison</i>	Polynesian rat <i>Rattus exulans</i>	Brown (Norwegian) rat <i>Rattus norvegicus</i>	Black (ship) rat <i>Rattus rattus</i>	Pig <i>Sus scrofa</i>
Albatross Islet	Chile			Y (2015)				
Bleaker Island	Disputed	2001				Y		
Mukojima	Japan						Y (2010)	
Auckland Island	New Zealand	Y	N					Y
Marion Island	South Africa	1987	Y					
Cabrera	Spain	Y	N				N	
Gough Island	United Kingdom		Y (2019)					
Lehua	USA				Y (2017)			
Midway Atoll	USA		Y (2018)					
Wake Atoll	USA				Y			

2.12. Directory of legislation concerning albatrosses and petrels (item 5.1.l)

The ACAP database holds information on legislation relevant to species listed on Annex 1 to the Agreement and their breeding sites. Site editors are encouraged to keep these up-to-date.

2.13. Reviews of education and information programmes aimed at conserving albatrosses and petrels (item 5.1.m)

Parties reported on a range of programmes being undertaken, including education, training and outreach. Collaboration between governmental agencies and non-governmental organisations (NGOs) was evident in many cases.

2.14. Review of current taxonomy in relation to albatrosses and petrels (item 5.1.n).

The TWG recommended a standard taxonomy to be used when considering new species for Annex 1 of ACAP and for other ACAP purposes.

2.15. Identified gaps in information as part of the above reviews, with a view to addressing these in future priorities (item 5.2).

The following gaps in the information provided were identified:

- Census data are unavailable for approximately a fifth of reported breeding sites, while counts for another fifth of breeding sites were collected over two decades ago. Some records are of low or unknown reliability.
- Demographic data is lacking for two species, the Spectacled Petrel *Procellaria conspicillata*, and the Pink-footed Shearwater *Ardenna creatopus*, and survival and breeding success gaps remain for another three species.
- Gaps in the tracking data for albatross and petrels have been identified and ACAP Parties are encouraged to submit new data sets as part of the on-going work of the Agreement.
- Scarcity of information especially at an appropriate resolution, on seabird mortality in a large number of fisheries, particularly for RFMOs.
- Lack of understanding of the magnitude and dynamics of seabird mortality in artisanal fisheries.

To be updated following SBWG10 and PaCSWG6

3. NEXT STEPS FOR THE AGREEMENT

3.1. Amendments to the Action Plan

No amendments have been proposed to the Action Plan (Annex 2 to the Agreement).

3.2. Achievements and difficulties with implementing the Agreement

Progress has been observed on two key outcomes identified at MoP6 for the 2019-2021 quadriennium. These were:

- (i) Implementation of best practice seabird bycatch mitigation measures in relevant domestic and high seas fisheries.
While many Parties and RFMOs have adopted fisheries management measures based on ACAP's best practice advice, in many cases this advice has only been adopted partially. At AC10 it was agreed that further investigation of the drivers and barriers to mitigation uptake be progressed as a priority (**AC 10 Report**, paragraph 13.1.23) in order to move towards higher levels of adoption. The low level of observer coverage in many domestic and high seas fisheries, as well as deficiencies in data collection and reporting systems have made it difficult to assess the level of implementation being achieved and the effectiveness of conservation measures in force.
- (ii) Filling significant gaps in data relating to population status and trends.
Both France and New Zealand have made good progress in obtaining population data for a number of sites, as the two Parties with the greatest number of breeding sites and identified monitoring gaps. Data for a handful of neglected populations is still required. Obtaining this data is essential for ultimately measuring the success of the Agreement.

Difficulties were encountered with:

- (i) Collection of data on seabird bycatch in relevant fisheries.
The review of fisheries data submitted by Parties highlighted that the temporal and spatial resolution of the data remain too coarse to enable useful assessments of seabird bycatch levels and trends. Following discussion about whether the Parties should analyse their own data and routinely submit the results to ACAP, or whether the raw or aggregated data should be sent to ACAP for analyses, a suite of bycatch indicators were agreed and a recommendation was made at AC9 to further develop and trial a reporting framework to be included as part of future national reporting ([AC9 Report](#), paragraph 11.1.11). An updated reporting framework, with limited trial reporting was presented at SBWG8 and a recommendation was made at AC10 that all Parties and collaborating Range States should use the revised bycatch reporting template to provide bycatch information as part of the next round of annual reporting, so that further discussions to finalise the reporting template may take place at SBWG9. However, reporting of fisheries and seabird bycatch data was limited at AC11, not allowing progress to be made in this area. Parties committed to making a concerted effort on reporting to AC12.

To be updated following AC12

3.3. Key outcomes for the next triennium

Key challenges for the Agreement in the next triennium remain the same as those identified in the last triennium, namely to continue to improve the collection of data on seabird bycatch

in relevant fisheries; to implement ACAP's best-practice seabird bycatch mitigation measures in relevant domestic and high-seas fisheries; and to fill the significant gaps in data relating to population status and trends, particularly for the species which are currently in decline.

All of the above activities are considered essential to the on-going effective implementation of the Agreement and require continued support from MoP over the next triennium.

To be updated following AC12

ANNEX 1. Number of IBA (Important Bird Area) sites per Island Group where the population exceeds 1% of the global total for that species.

to be updated

Species	Jurisdiction	Island Group	N sites
<i>Diomedea amsterdamensis</i>	France	Amsterdam and St Paul	1
<i>Diomedea antipodensis</i>	New Zealand	Antipodes Islands	1
<i>Diomedea antipodensis</i>	New Zealand	Auckland Islands	2
<i>Diomedea dabbenena</i>	United Kingdom	Gough	1
<i>Diomedea epomophora</i>	New Zealand	Campbell Islands	1
<i>Diomedea exulans</i>	Disputed	South Georgia (Islas Georgias del Sur) ¹	4
<i>Diomedea exulans</i>	France	Crozet	4
<i>Diomedea exulans</i>	France	Kerguelen	2
<i>Diomedea exulans</i>	South Africa	Prince Edward Islands	2
<i>Diomedea sanfordi</i>	New Zealand	Chatham Island	3
<i>Macronectes giganteus</i>	Antarctic	Elephant Island	1
<i>Macronectes giganteus</i>	Antarctic	Palmer Archipelago	1
<i>Macronectes giganteus</i>	Antarctic	South Orkney Islands	3
<i>Macronectes giganteus</i>	Antarctic	South Shetland Islands	2
<i>Macronectes giganteus</i>	Argentina	Isla de los Estados	1
<i>Macronectes giganteus</i>	Argentina	North Patagonia	1
<i>Macronectes giganteus</i>	Australia	Heard and McDonald Islands	1
<i>Macronectes giganteus</i>	Australia	Macquarie Island	1
<i>Macronectes giganteus</i>	Chile	Isla Noir	1
<i>Macronectes giganteus</i>	Disputed	Falkland Islands (Islas Malvinas) ¹	6
<i>Macronectes giganteus</i>	Disputed	South Georgia (Islas Georgias del Sur) ¹	4
<i>Macronectes giganteus</i>	Disputed	South Sandwich Islands (Islas Sandwich del Sur) ¹	1
<i>Macronectes giganteus</i>	France	Crozet	1
<i>Macronectes giganteus</i>	South Africa	Prince Edward Islands	2
<i>Macronectes halli</i>	Australia	Macquarie Island	1
<i>Macronectes halli</i>	Disputed	South Georgia (Islas Georgias del Sur) ¹	5
<i>Macronectes halli</i>	France	Crozet	5
<i>Macronectes halli</i>	France	Kerguelen	4
<i>Macronectes halli</i>	New Zealand	Antipodes Islands	1
<i>Macronectes halli</i>	New Zealand	Campbell Islands	1
<i>Macronectes halli</i>	New Zealand	Chatham Island	2
<i>Macronectes halli</i>	South Africa	Prince Edward Islands	2
<i>Phoebastria albatrus</i>	Disputed	Senkaku Retto of southern Ryukyu Islands	1
<i>Phoebastria albatrus</i>	Japan	Izu Shoto	1
<i>Phoebastria immutabilis</i>	USA	Hawaii	5
<i>Phoebastria irrorata</i>	Ecuador	Galapagos	1

Species	Jurisdiction	Island Group	N sites
<i>Phoebastria nigripes</i>	Japan	Izu Shoto	1
<i>Phoebastria nigripes</i>	Japan	Ogasawara (Bonin) Islands	1
<i>Phoebastria nigripes</i>	USA	Hawaii	6
<i>Phoebetria fusca</i>	France	Amsterdam and St Paul	1
<i>Phoebetria fusca</i>	France	Crozet	3
<i>Phoebetria fusca</i>	South Africa	Prince Edward Islands	2
<i>Phoebetria fusca</i>	United Kingdom	Gough	1
<i>Phoebetria fusca</i>	United Kingdom	Tristan da Cunha	3
<i>Phoebetria palpebrata</i>	Australia	Heard and McDonald Islands	1
<i>Phoebetria palpebrata</i>	Australia	Macquarie Island	1
<i>Phoebetria palpebrata</i>	France	Crozet	2
<i>Phoebetria palpebrata</i>	France	Kerguelen	1
<i>Phoebetria palpebrata</i>	New Zealand	Antipodes Islands	1
<i>Phoebetria palpebrata</i>	New Zealand	Auckland Islands	1
<i>Phoebetria palpebrata</i>	New Zealand	Campbell Islands	1
<i>Phoebetria palpebrata</i>	South Africa	Prince Edward Islands	1
<i>Procellaria aequinoctialis</i>	Disputed	South Georgia (Islas Georgias del Sur) ¹	6
<i>Procellaria aequinoctialis</i>	France	Crozet	1
<i>Procellaria aequinoctialis</i>	New Zealand	Antipodes Islands	1
<i>Procellaria aequinoctialis</i>	New Zealand	Auckland Islands	1
<i>Procellaria aequinoctialis</i>	New Zealand	Auckland Islands	1
<i>Procellaria aequinoctialis</i>	South Africa	Prince Edward Islands	1
<i>Procellaria cinerea</i>	France	Crozet	1
<i>Procellaria cinerea</i>	France	Kerguelen	1
<i>Procellaria cinerea</i>	New Zealand	Antipodes Islands	1
<i>Procellaria cinerea</i>	United Kingdom	Gough	1
<i>Procellaria conspicillata</i>	United Kingdom	Tristan da Cunha	1
<i>Procellaria parkinsoni</i>	New Zealand	New Zealand	2
<i>Procellaria westlandica</i>	New Zealand	New Zealand	1
<i>Puffinus creatopus</i>	Chile	Isla Mocha	1
<i>Puffinus creatopus</i>	Chile	Juan Fernandez Archipelago	2
<i>Puffinus mauretanicus</i>	Spain	Balearic Archipelago	5
<i>Thalassarche bulleri</i>	New Zealand	Chatham Island	3
<i>Thalassarche bulleri</i>	New Zealand	Solander Islands	2
<i>Thalassarche bulleri</i>	New Zealand	The Snares	2
<i>Thalassarche carteri</i>	France	Amsterdam and St Paul	1
<i>Thalassarche carteri</i>	France	Crozet	2
<i>Thalassarche carteri</i>	South Africa	Prince Edward Islands	1
<i>Thalassarche cauta</i>	Australia	Tasmania	2
<i>Thalassarche chlororhynchos</i>	United Kingdom	Gough	1
<i>Thalassarche chlororhynchos</i>	United Kingdom	Tristan da Cunha	3
<i>Thalassarche chrysostoma</i>	Chile	Islas Diego Ramirez	2
<i>Thalassarche chrysostoma</i>	Disputed	South Georgia (Islas Georgias del Sur)	6

<i>Thalassarche chrysostoma</i>	France	Crozet	2
<i>Thalassarche chrysostoma</i>	France	Kerguelen	1
<i>Thalassarche chrysostoma</i>	New Zealand	Campbell Islands	1
<i>Thalassarche chrysostoma</i>	South Africa	Prince Edward Islands	2
<i>Thalassarche eremita</i>	New Zealand	Chatham Island	1
<i>Thalassarche impavida</i>	New Zealand	Campbell Islands	1
<i>Thalassarche melanophris</i>	Chile	Diego de Almagro	1
<i>Thalassarche melanophris</i>	Chile	Islas Diego Ramirez	2
<i>Thalassarche melanophris</i>	Chile	Islas Ildefonso	3
<i>Thalassarche melanophris</i>	Disputed	Falkland Islands (Islas Malvinas) ¹	8
<i>Thalassarche melanophris</i>	Disputed	South Georgia (Islas Georgias del Sur) ¹	5
<i>Thalassarche salvini</i>	New Zealand	Bounty Islands	8
<i>Thalassarche salvini</i>	New Zealand	The Snares	1
<i>Thalassarche steadi</i>	New Zealand	Auckland Islands	2

¹ A dispute exists between the Governments of Argentina and the United Kingdom of Great Britain and Northern Ireland concerning sovereignty of the Falkland Islands (Islas Malvinas), South Georgia and the South Sandwich Islands (Islas Georgias del Sur e Islas Sandwich del Sur) and the surrounding maritime areas.